

Chinesische Kalligraphie

中國書法



繆司畫廊

Miaos Gallerie

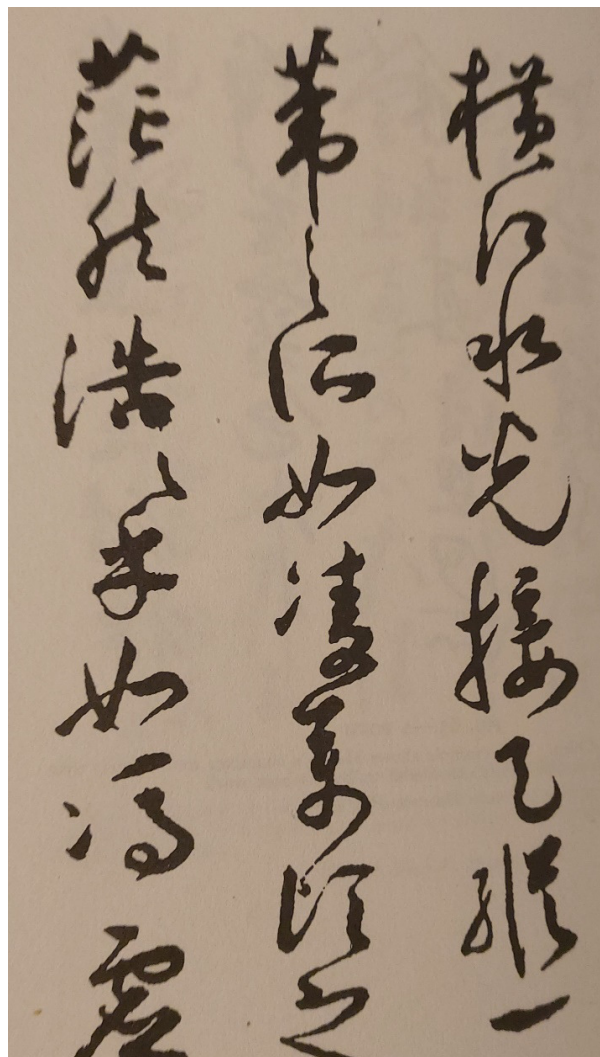
Nov. 2019

Chinesische Kalligraphiekunst

书 法 艺 术

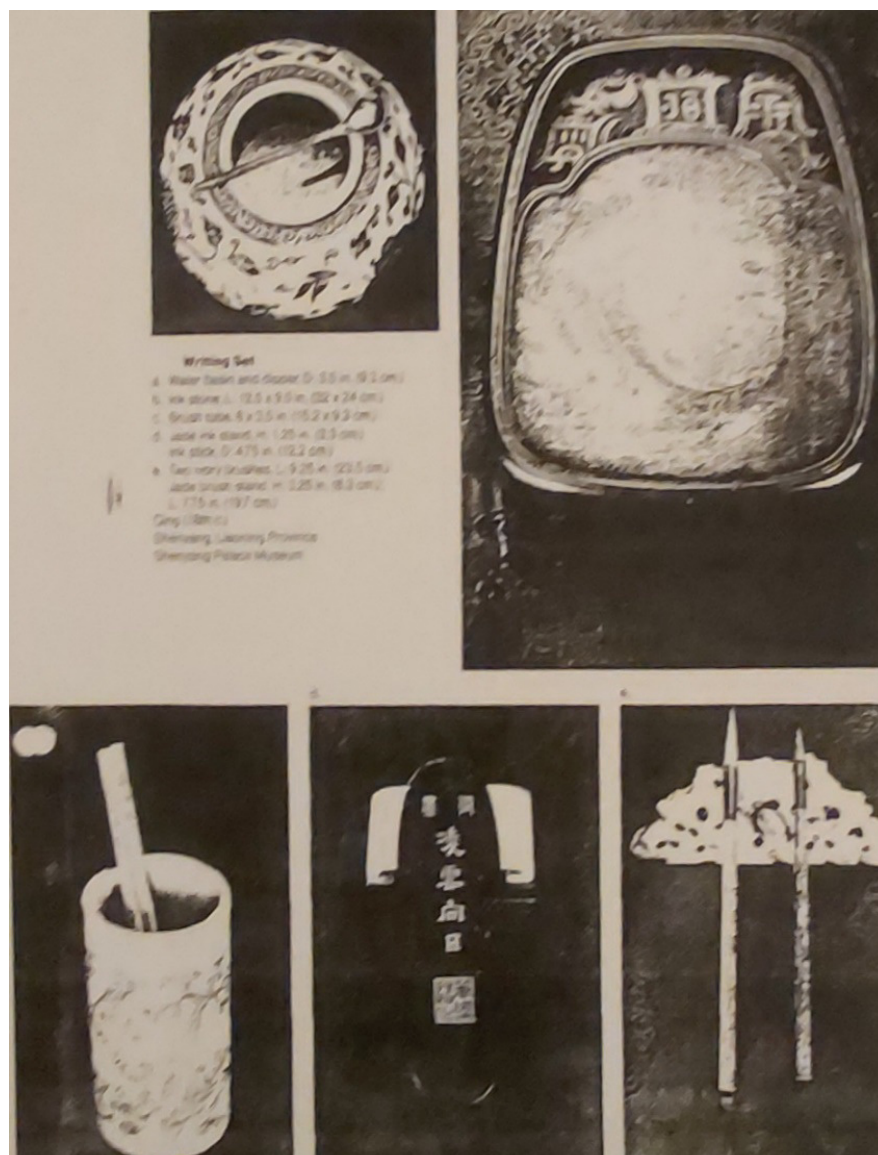
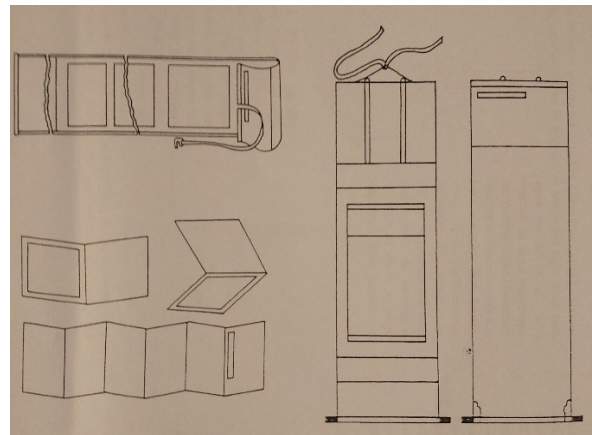
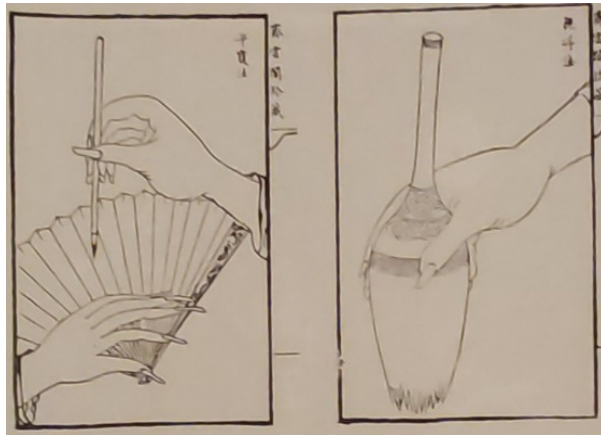
Kurs Inhalt:

1. Kalligraphie Set: Reispapier, Pinsel, Reibstein, Tuschstein
书法用具：宣纸，毛笔，砚台，墨
2. Historie & Entwicklung für Chin. Zeichen
中国文字的发展和历史
3. Kunstfertigkeit der Kalligraphie
书法艺术
4. Wie macht man Kalligraphie
书法要素
5. Einüben
练习




1. Kalligraphie Set: Reispapier, Pinsel, Tuschstein, Tusche

书法用具：宣纸，毛笔，砚台，墨






2. Historie & Entwicklung der chin. Zeichen 中国文字的发展和历史

Orakel Knochen 2000 B.C.

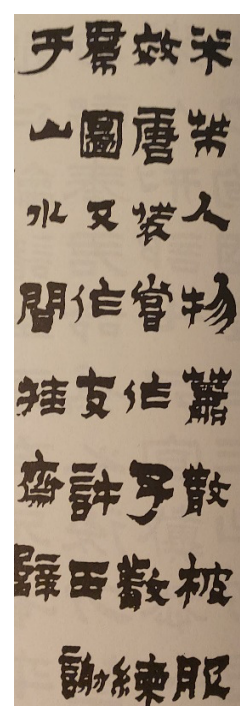
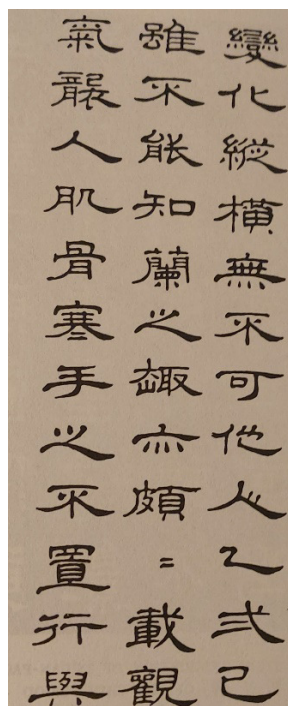
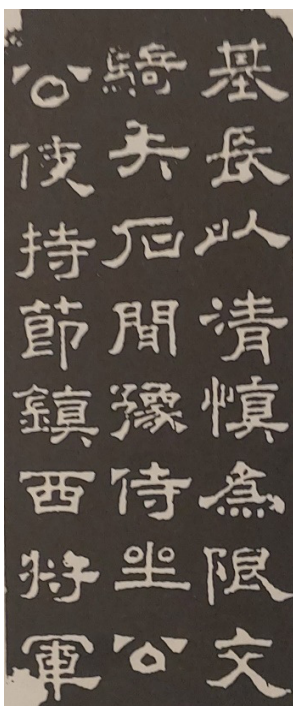


Siegel Schriften Da Zuan 大篆 1700 B.C. – 300 B.C.

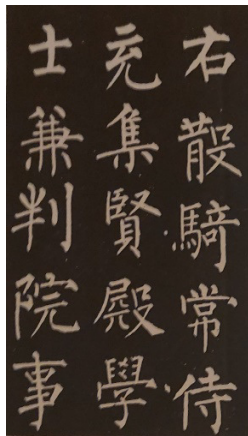
Xiao Zhuan 小篆 246-207 B.C. 竹简




Li Shu 隶书 Office Schrift , Regel Schrift 200 – 588 N.C.




Kai Shu 楷书 588 N.C. bis jetzt



柳公权 Liu Stil

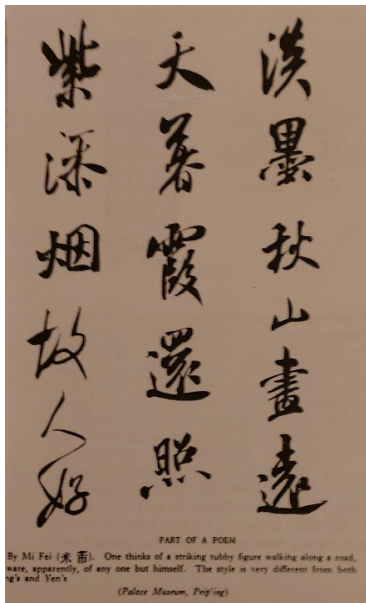


颜真卿 Yan Stil

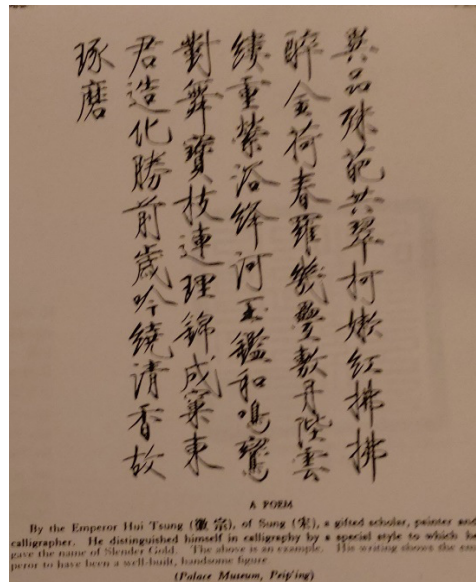


赵孟頫 Zhao Meng Fu

Xing Schrift 行书

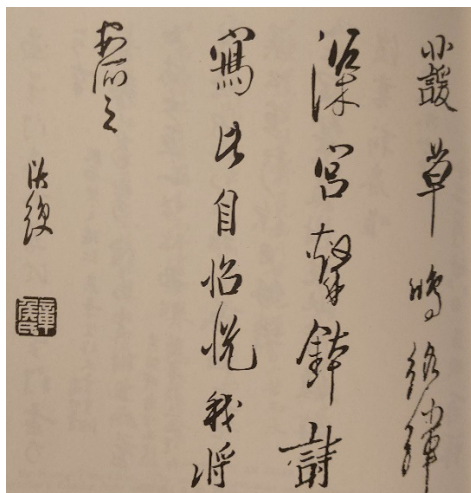


By Mi Fei (米芾). One thinks of a striking toby figure walking along a road, here, apparently, of any one but himself. The style is very different from both Li's and Yan's.
(Palace Museum, Peking)

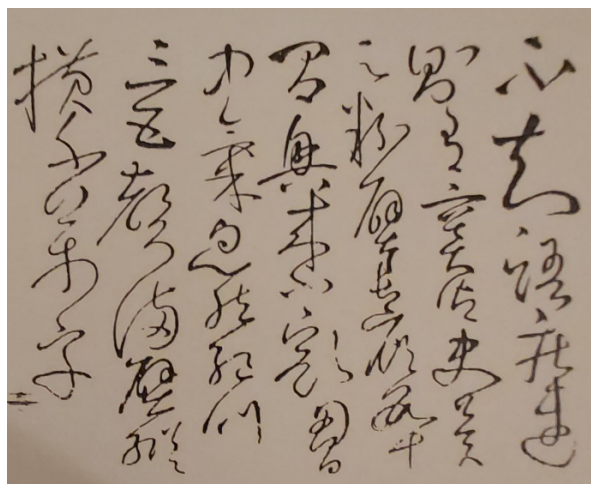


By the Emperor Hui Tsung (徽宗), of Song (宋), a gifted scholar, painter and calligrapher. He distinguished himself in calligraphy by a special style to which he gave the name of Slender Gold. The above is an example. His writing shows the emperor to have been a well-built, handsome figure.
(Palace Museum, Peking)

Cao Schrift 草书

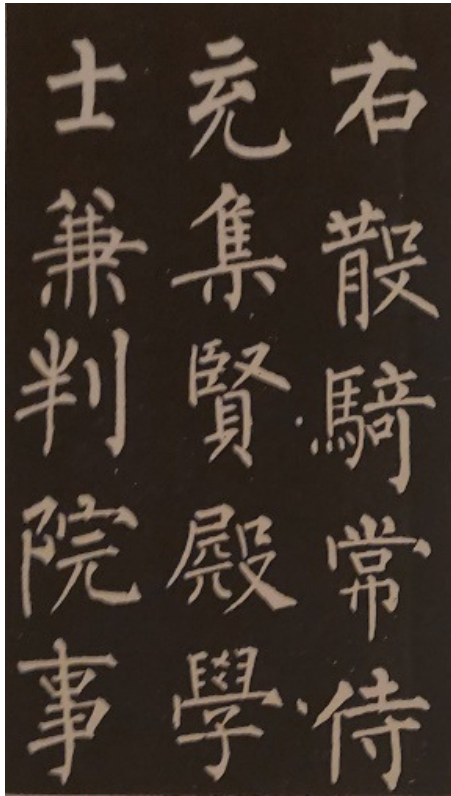


Kuang Cao 狂草 怀素

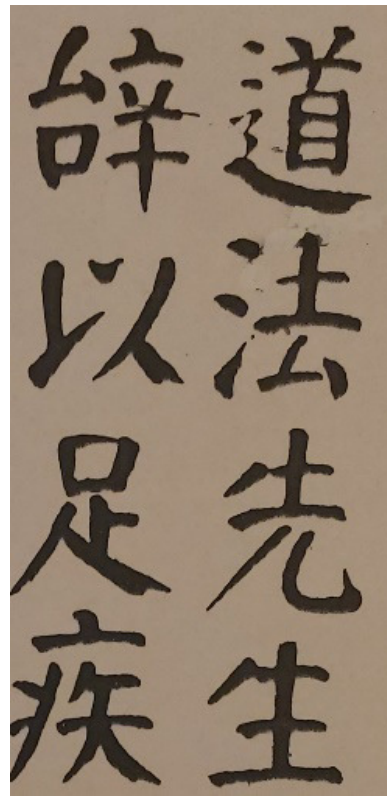


3. Kunstfertigkeit der Kalligraphie

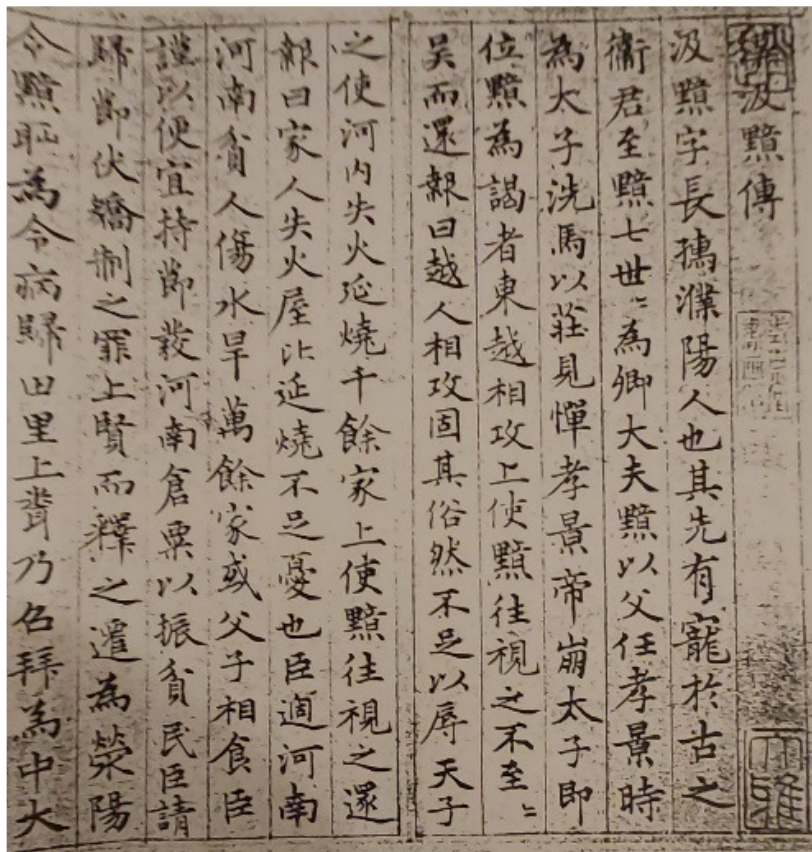
书法艺术



柳公权 Liu Stil

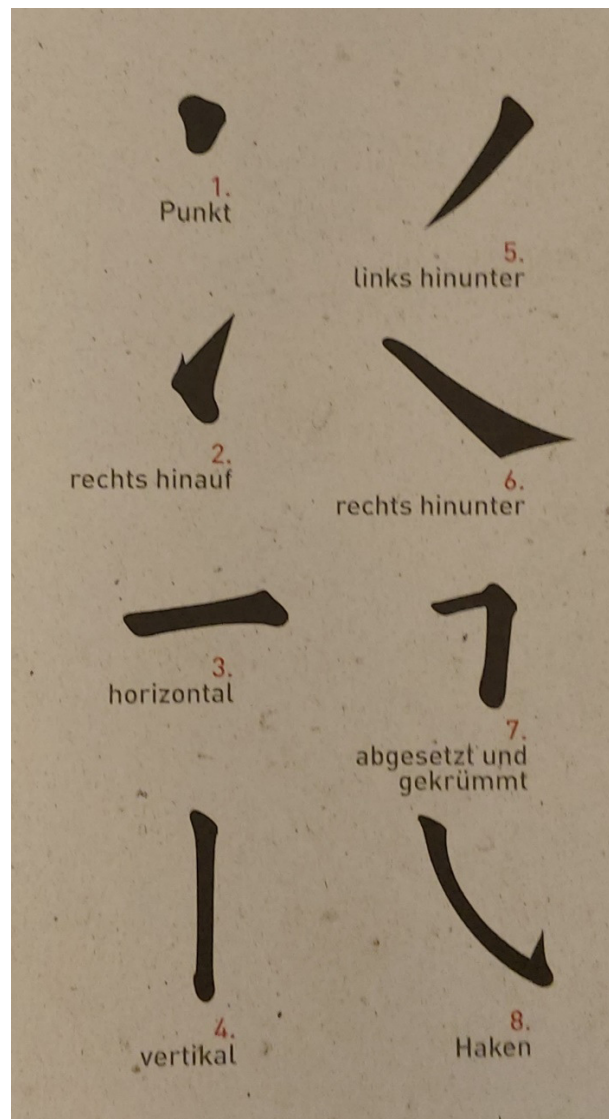
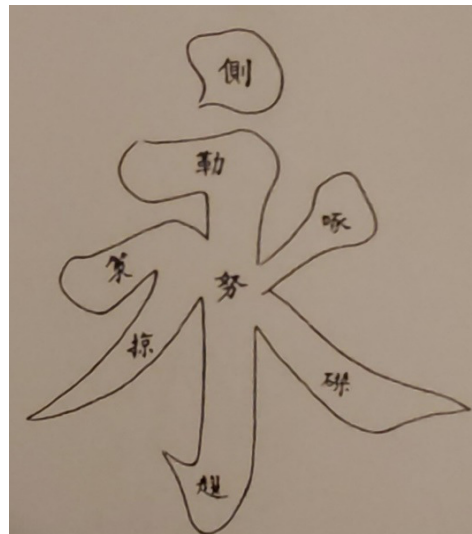


颜真卿 Yan Stil



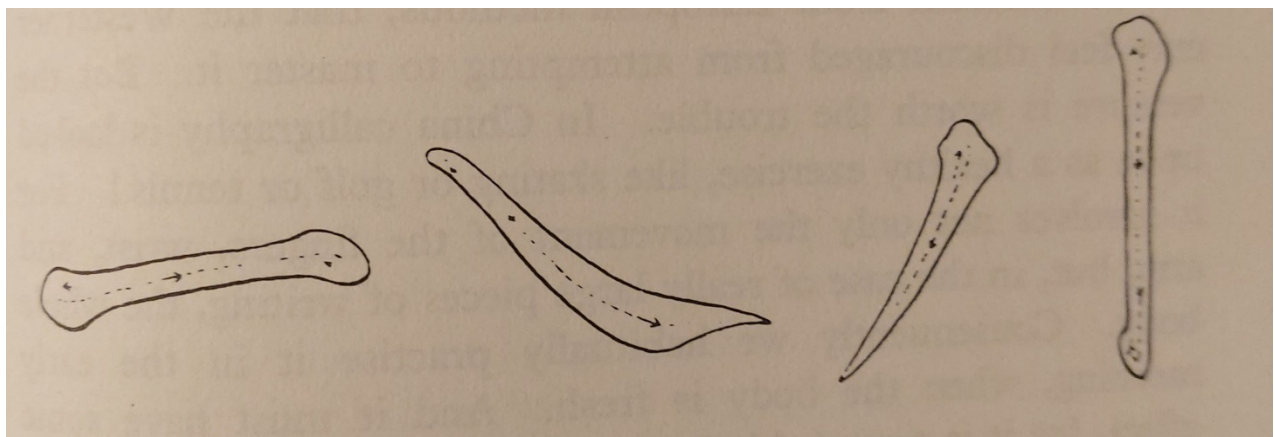
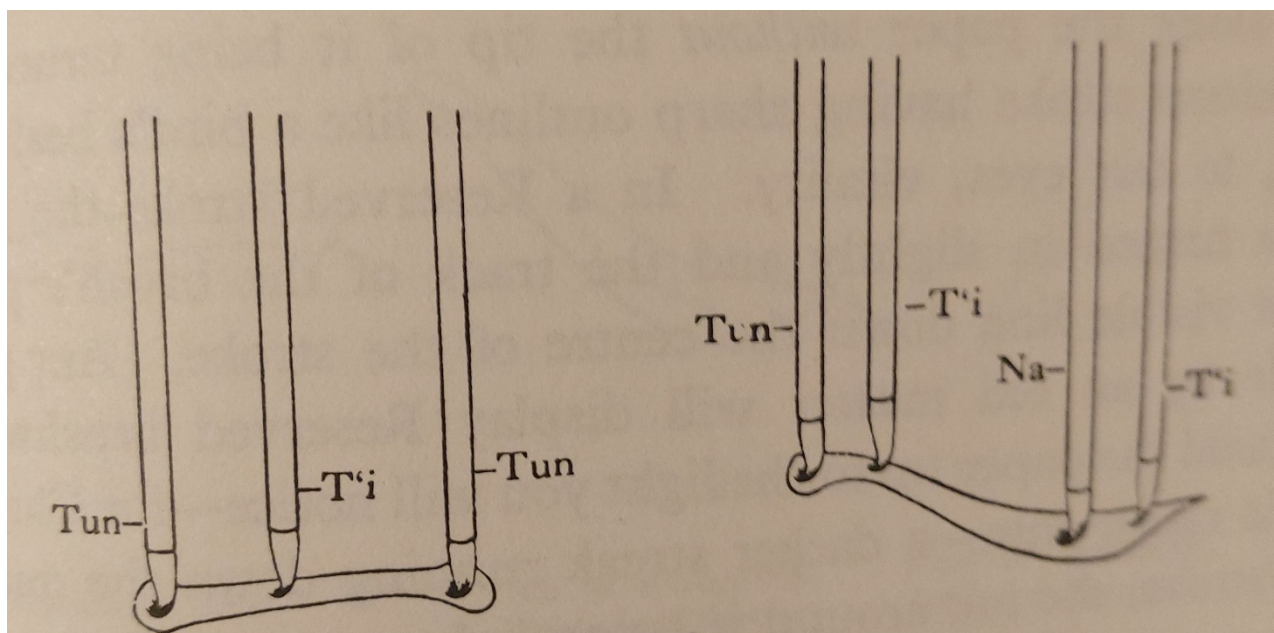
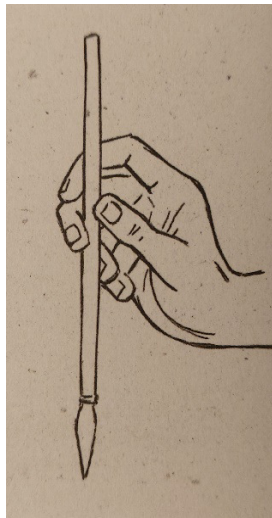
赵孟頫 Zhao Stil

4. Wie macht man Kalligraphie 书法要素



Die Acht grundlegenden Striche der chin. Zeichen

5. Einüben 练习



Miaos Galerie



Luxemburger Strasse 275
D-50939 Köln
Germany
Tel: 0221-4308 7236
Fax: 0221-4307 6707
E-Mail: THKMW@aol.com

繆司画廊 Seit 1991 www.guolin-neuqigong.de www.miaos-gallery.com Mobile: 0177-350 7575

III. Kalligraphie Kurs

Anmeldung

hiermit melde ich mich verbindlich für chinesischen Kalligraphie Kurs in Köln
oder Mechernich an

Kursort: Luxemburger Str. 275 50939 Köln-Klettenberg

Kurszeit: **Sa.** 10:00 – 13:00 u. 14:00 – 17:30 **So.** 10:00 – 13:00

Referent: Prof. Miao Qiang 缪强 Tel. 0177 350 7575

Kurs Inhalt:

1. Historie u. Entwicklung der chin. Zeichen
2. Kalligraphie Set: Reis Papier, Pinsel, Reibstein, Tuschstab
3. Kunstfertigkeit der Kalligraphie
4. Einüben

O Frau

O Herr

Vorname _____ Nachname _____

E-Mail: _____ Tel. _____

Kursgebühr: EUR160,00

☐ Barzahlen beim Kurs Beginn

☐ Überweisung auf folgendes Konto

THK GmbH

Deutsche Bank

IBAN: DE07 3707 0024 0330 9051 00

BIC: DEUTDEDBKOE

Datum / Ort Unterschrift

Bitte schicken Sie die Anmeldung an Prof. Miao bei E-Mail, Post o. Fax. zurück. Danke!

Kurs Datum der chin. Kalligraphie

Jan. – Dez. 2022

| | Vom (Sa.) | Bis (So.) |
|------|-----------|-----------|
| Jan. | 22 | 23 |
| Feb. | 19 | 20 |
| März | 19 | 20 |
| | 26 | 27 |
| Apr. | 09 | 10 |
| | 23 | 24 |
| Mai | 21 | 22 |
| | 28 | 29 |
| Juni | 11 | 12 |
| | 25 | 26 |
| Juli | 30 | 31 |
| Aug. | 20 | 21 |
| | 27 | 28 |
| Sep. | 10 | 11 |
| | 24 | 25 |
| Okt. | 08 | 09 |
| | 22 | 23 |
| Nov. | 05 | 06 |
| | 19 | 20 |
| Dez. | 10 | 11 |